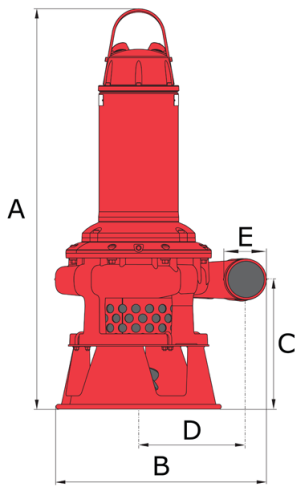


Bravo 600

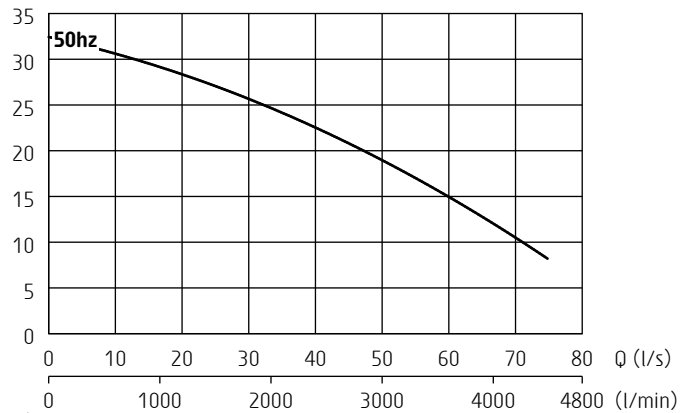
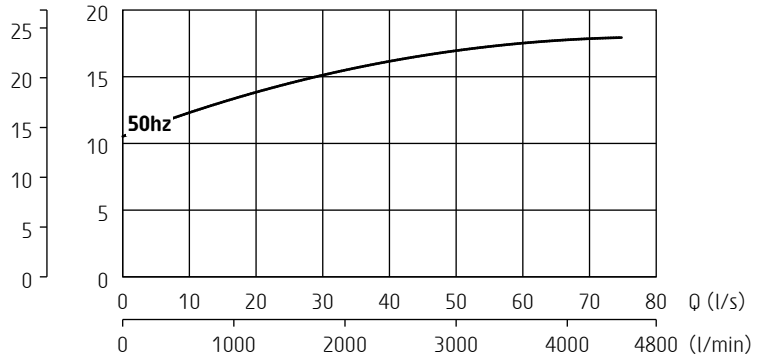
Electrical submersible slurry pump



50 Hz	Bravo 600
Discharge connection E	4"
Rated power P_2	22
Max. power consumption P_1	25
Shaft speed	1460
Rated current at 230V	73 A
Rated current at 400V	41 A
Rated current at 500V	33 A
Solids passage	40 mm
Dimensions A / B / C / D	1273 / 595 / 335 / 265 mm
Weight	293 kg

Other voltages on request

H (m)

 P_1 (HP) (kW)

ISO 9906/A

General description

Pump with closed impeller and agitator for reliable pumping of highly abrasive slurry in high concentrations

Classification

Electrical submersible slurry pump
Protection class: IP 68

Electrical motor

Squirrel cage induction motor
Insulation class: H (IEC 85), DOL or star/delta

Motor protection

Thermoswitches in motor windings

This pump must be used with external motor protection in accordance with technical data

Cable - SubCab 20 m (66 ft)

230V DOL: 4x16mm² + 2x1.5mm²
230V Y/D: 7x6mm² + 2x1.5mm²
400-500V DOL: 4x6mm² + 2x1.5mm²
400-500V Y/D: 7x4mm² + 2x1.5mm²

Shaft seals

Cartridge seal: pre-assembled double mechanical seal running in an oil compartment

Material lower seal: tungsten carbide - tungsten carbide

Material upper seal: tungsten carbide - tungsten carbide

Materials

Drive unit: *Cast iron*

Pump housing: *Hard-Iron™*

Impeller: *Hard-Iron™*

Lifting handle: *Stainless steel*

Shaft: *Stainless steel*

Agitator: *Hard-Iron™*

Studs, screws and nuts: *Stainless steel*

O-rings: *Nitrile rubber*

Limitations

Max. submersion depth: 20 m (66 ft)

Max. liquid temperature: 40 °C (104 °F)

Allowed pH range: 5.5 - 14

Specifications can be changed without notice